

CESL8 32VDC PREMIUM BRUSHLESS, SHUT-OFF CLUTCH

.02-2.94 Nm
0.2-26 in.lb

The Delta Regis CESL8 Series Premium Brushless Screwdrivers provide the ultimate combination of ergonomics, precision, performance and environmental cleanliness to the installation of fasteners. The quiet, brushless DC motor does not create the carbon dust generated by the brushes in a conventional DC motor. The motor's low power consumption results in a tool that runs cooler, even under demanding applications.

The CESL8 Series 32VDC Brushless Screwdriver can be used with either the standard BECT620C/820 Hi/Lo Speed Controller or with our BECT832-SSO FASTEN/COUNT/VERIFY Controller for applications requiring batch counting and input/output interface with external equipment.



Tool Includes



6 PIN, 2m
TOOL CABLE



ACCESSORY TORQUE
LOCK SLEEVE



BITS:
CESL810-812: PH#00, #0, #1
CESL823-824: PH#1, #2
CESL827: PH#2 (x2)

Features

- Precise Torque Control, Low Torque Reaction
- Quiet, Brushless DC motor means no carbon dust - 3 year motor warranty.
- Compact body design results in exceptional manouverability and operator comfort
- Less heat build-up and higher duty cycle capabilities than conventional brush motors
- 32V DC models available with ESD or Non-ESD housing
- CE, RoHS Compliant

32VDC Brushless Screwdriver Models

Model No. w/ESD Housing	Model No. without ESD	Start Type	Range (In.Lbs)	Range (Nm)	Speed (RPM) Hi	Speed (RPM) Lo	Driver Bit Type	Length mm / in	Diameter mm / in	Weight g / lbs
CESL810-ESD ⁽²⁾	-	Lever	0.2 - 3.1	0.02 - 0.35	1000	700	1/4" hex	185 / 7.3	32 / 1.3	385 / 0.8
CESL810S-ESD ⁽²⁾	-		0.2 - 3.1	0.02 - 0.35	500	350				
CESL811-ESD ⁽²⁾	CESL811 ⁽²⁾		0.4 - 6.2	0.05 - 0.69	1000	700				
CESL812-ESD ⁽²⁾	CESL812 ⁽²⁾		0.9 - 8.7	0.10 - 0.98	1000	700				
CESL823-ESD	CESL823	Lever	1.3 - 10.5	0.15 - 1.18	1000	700	1/4" hex	245 / 9.6	36 / 1.4	520 / 1.1
CESL823F-ESD ⁽¹⁾	CESL823F ⁽¹⁾		1.3 - 10.5	0.15 - 1.18	2000	-				
CESL824-ESD	CESL824		2.6 - 16.5	0.29 - 1.86	1000	700				
CESL824F-ESD ⁽¹⁾	CESL824F ⁽¹⁾		2.6 - 14.7	0.29 - 1.67	2000	-				
CESL823P-ESD	CESL823P	Push	1.3 - 10.5	0.15 - 1.18	1000	700	1/4" hex	245 / 9.6	36 / 1.4	520 / 1.1
CESL823PF-ESD ⁽¹⁾	CESL823PF ⁽¹⁾		1.3 - 10.5	0.15 - 1.18	2000	-				
CESL824P-ESD	CESL824P		2.6 - 16.5	0.29 - 1.86	1000	700				
CESL824PF-ESD ⁽¹⁾	CESL824PF ⁽¹⁾		2.6 - 14.7	0.29 - 1.67	2000	-				
CESL827-ESD ⁽¹⁾⁽³⁾	CESL827 ⁽¹⁾⁽³⁾	Lever	8.7 - 26.0	0.98 - 2.94	1200	900	1/4" hex	278 / 10.9	39.5 / 1.6	800 / 1.8
CESL827P-ESD ⁽¹⁾⁽³⁾	CESL827P ⁽¹⁾⁽³⁾	Push	8.7 - 26.0	0.98 - 2.94	1200	900				

⁽¹⁾ Use controller model BECT820 with these screwdrivers.

⁽²⁾ Driver available with optional 4mm round (winged bit) bit holder. Add suffix '-4mm' to model number.

⁽³⁾ CESL827 is for hard joint, non-prevailing torque applications below 20% duty cycle. Use 40V model CESL828 for more demanding requirements.

32VDC RIGHT ANGLE DRIVERS






0.1-1.3 Nm
0.9-12 in.lb

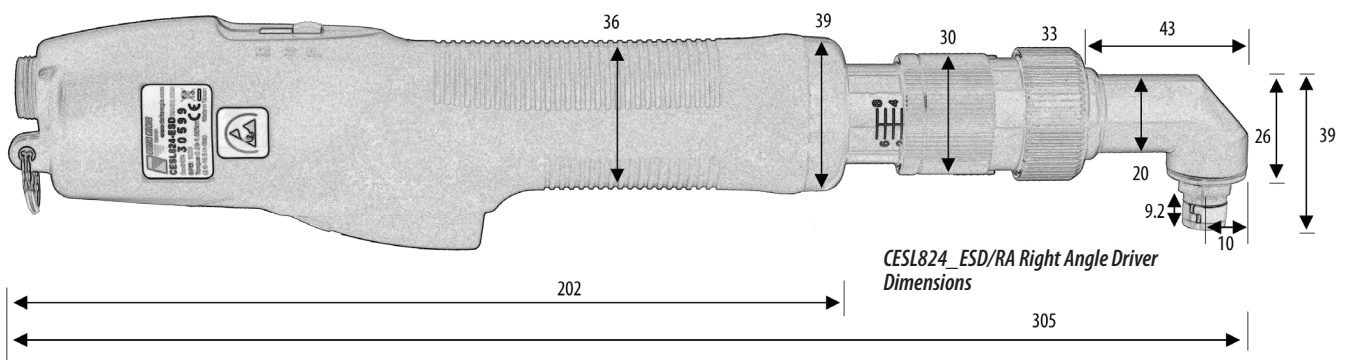
Delta Regis 32VDC Right Angle Drivers allow screwdrivers access to fasteners located in areas that cannot be reached by a standard in-line tool.



CESL824_ESD/RA Right Angle Driver

Tool Includes		
		
6 PIN, 2m TOOL CABLE	ADJUSTMENT LOCKING KEY, 1.5mm HEX	1/4" HEX BITS: PH#1, #2 POWER BIT PH#2 INSERT BIT

-RA Right Angle Drivers					
Model No. (Standard Housing)	Model No. (w/ ESD Housing)	Range (In.Lbs)	Range (Nm)	Speed (RPM)	Weight g / lbs
CESL823/RA	CESL823-ESD/RA	0.9 - 7.3	0.11 - 0.83	1000/700	770 / 1.7
CESL823F/RA	CESL823F-ESD/RA	0.9 - 7.3	0.11 - 0.83	2000	
CESL824/RA	CESL824-ESD/RA	1.8 - 11.6	0.20 - 1.30	1000/700	
CESL824F/RA	CESL824F-ESD/RA	1.8 - 10.4	0.20 - 1.17	2000	





32 VDC CONTROLLERS & ACCESSORIES

The BECT620C/820 Controllers are specifically for use with CESL810-827 Brushless Tools. One controller (ordered separately) is required per screwdriver. CE/RoHS/ETL Approved.



**BECT820
CONTROLLER**

Controllers for 32VDC Brushless Drivers							
Model Number ⁽¹⁾	Outlets	Speeds	Tool Connector	Input	Output	Dimensions L x W x H (mm)	Weight kg / lbs
BECT620C	1	Hi / Lo	6 pin	100-240V AC	32/24V DC, 60W	145 x 60 x 35	0.25 / 0.6
BECT820					32/24V DC, 120W	195 x 76 x 56	0.45 / 1

⁽¹⁾ Part number with North American cordset. For EU cord, add suffix 'E', UK cord add suffix 'UK'.

Accessories	CESL810-ESD	CESL810S-ESD	CESL811-ESD	CESL812-ESD	CESL811	CESL812	CESL823(F)-ESD	CESL824(F)-ESD	CESL823P(F)-ESD	CESL824P(F)-ESD	CESL823(F)	CESL824(F)	CESL823P(F)	CESL824P(F)	CESL827-ESD	CESL827P-ESD	CESL827	CESL827P
	Select driver model no. on the right, follow column down the chart; X signifies an appropriate accessory.																	
Torque Lock Sleeve - covers torque adjusting nut to deter tampering (1 included), metal lock sleeves also available																		
DR80-20133C					X													
DR80-20133E (ESD safe)	X		X															
DR80-10134C											X	X						
DR80-10134E (ESD safe)							X	X										
DR80-20142C																	X	X
DR80-20142E (ESD safe)															X	X		
Pistol Grip Attachment - reconfigures an in-line screwdriver for horizontal fastener installation																		
DR80-PG623/4											X							
DR80-PG623/4ESD							X											
DR80-PG623/4P													X					
DR80-PG623/4PESD									X									
DR80-PG628/9																	X	
DR80-PG628/9ESD															X			
DR80-PG628/9P																		X
DR80-PG628/9PESD									X							X		
Tool Holster - fasten to the edge of a workbench and park the screwdriver when not in use																		
DR80-10136 (w/ lock sleeve)							X	X	X	X	X	X	X	X	X	X	X	X
DR80-10136 (no lock sleeve)							X	X	X	X	X	X	X	X	X	X	X	X
DR80-20141	X	X	X															
Cable Assemblies - for use with all 32VDC CESL8 Screwdrivers running on std hi/low speed controllers																		
DR96-66002	2m (6.5 ft), 6 pin, Standard Cable (included with each screwdriver)																	
DR96-66003	3m (9.8 ft), 6 pin, Optional Long Cable																	
DR96-66003/C	3m (9.8 ft), 6 pin, Coiled Cable with 0.4m whip ends																	
DR96-66006	6m (19.6 ft), 6 pin, Optional Long Cable																	
Shielded Tool Cables - Use with Count/Verify Controllers and ECT8-SSOA Advanced I/O Module																		
DR96-832X3MSH	3m (9.8 ft), 6 pin, Optional Long Cable (included with BECT832-SSO, ECT8-SSOA)																	
DR96-832X5MSH	5m (16ft), 6 pin, Shielded Cable																	
DR96-832X10MSH	10m (32ft), 6 pin, Shielded Cable																	



DR80-PG628/9



DR80-10136



Standard

Shielded